

SIGNIFY

6000mAh POWER BANK





Model Number: IP0133

INSTRUCTION MANUAL



AFTER SALES SUPPORT

  1300 777 137

Welcome

Congratulations on choosing to buy a Signify product.

All products brought to you by Signify are manufactured to the highest standards of performance and safety, and, as part of our philosophy of customer service and satisfaction, are backed by our comprehensive 1 Year Warranty and customer technical support line.

This comprehensive instruction manual will provide you with a detailed guide on how to operate your product and will also assist you in troubleshooting any problems that you may encounter.

If you have any queries regarding the use of this product, please feel free to phone our technical support line for some friendly advice. If you are experiencing difficulties or believe that the product may have a technical fault, we will assist you in rectifying the issue. We can generally solve most problems simply and quickly over the phone, so please always phone us first!

We are sure that you will enjoy using this product and you can expect to gain years of service from this product when it is used and maintained in the correct manner.

Contents

Welcome	02
Warranty Details	04
General Information and Safety Instructions	05
Product Overview	07
Instructions	09
Frequently Asked Questions	10
Repair and Refurbished Goods or Parts Notice	11
Other Useful Information	12
Cleaning and Maintenance	12
Storage	12
Responsible Disposal	13
Specification Table	13



SIGNIFY

Power Bank

Warranty Details

REGISTER YOUR PURCHASE AT www.aldi.com.au/em/about-aldi/product-registration/
TO KEEP UP TO DATE WITH IMPORTANT INFORMATION

The product is guaranteed to be free from defects in workmanship and parts for a period of 12 months from the date of purchase. Defects that occur within this warranty period, under normal use and care, will be repaired, replaced or refunded at our discretion. The benefits conferred by this warranty are in addition to all rights and remedies in respect of the product that the consumer has under the Competition and Consumer Act 2010 and similar state and territory laws.

Our goods come with guarantees that cannot be excluded under the Australian Consumer Law. You are entitled to a replacement or refund for a major failure and for compensation for any other reasonably foreseeable loss or damage. You are also entitled to have the goods repaired or replaced if the goods fail to be of acceptable quality and the failure does not amount to a major failure.



AFTER SALES SUPPORT

04   1300 777 137

 service@unclebills.com.au

MODEL: IP0133 PRODUCT CODE: 7356 04/2019

General Information and Safety Instructions

RETAIN FOR FUTURE USE

Read this manual thoroughly before first use, even if you are familiar with this type of product. The safety precautions enclosed herein reduce the risk of fire, electric shock and injury when correctly adhered to. Please keep this user manual in a safe place along with your purchase receipt, warranty card and carton for future reference. If applicable, pass these instructions and packaging on to the next owner of the product. Always follow basic safety precautions and accident prevention measure when using an electrical product.

1. Read all instructions before using the Power Bank.
2. This Power Bank is not intended for use by persons (including children) with reduced physical, sensory or mental capabilities, or lack of experience and knowledge, unless they have been given supervision or instruction concerning use of the product by a person responsible for their safety.
3. Do not expose the Power Bank to water, or to extreme humidity. Do not store or use the Power Bank anywhere near water, or where water drops and humidity may come in contact with this product.
4. Unplug the Power Bank from a power supply in cases of electrical storms to protect against the possibility of power surges damaging the device.
5. The manufacturer and retailer are not responsible for any eventual damages caused by improper or faulty use.
6. Do not use the Power Bank if it has been dropped or damaged in any way.
7. Do not use the Power Bank with wet hands.
8. Keep the Power Bank free from dust, lint etc.
9. The Power Bank is not a toy. Supervise young children to ensure they do not play with this product.
10. Ensure that the Power Bank has not been dropped, bumped or have excessive force applied to it. Impacts such as these can damage the product and its internal components.

General Information and Safety Instructions

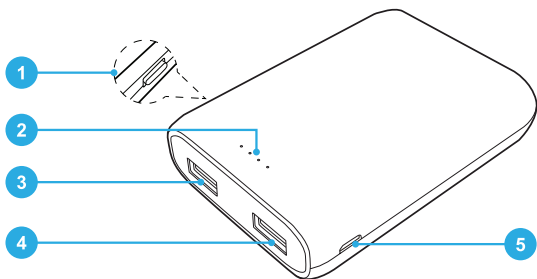
11. Do not use this Power Bank for anything other than its intended use.
12. Never leave the Power Bank unattended when in use. When charging the Power Bank, you should always remain in constant observation to monitor the charging process and react to potential problems that may occur.
13. If the Power Bank is becoming hot, then unplug the Power Bank from all devices, the power outlet and let it cool down for at least 10 minutes.
14. Store the Power Bank at room temperature between 5°C and 25°C.
15. Never charge the Power Bank in extreme temperatures.
16. Keep the Power Bank away from heat sources and direct sunlight.
17. Do not use harsh or abrasive cleaners to clean the Power Bank. Never immerse the Power Bank into water or other liquids for cleaning.
18. Do not allow the Power Bank to come into contact with sharp objects as this will cause scratches and damage to the unit.

WARNING: Danger of explosion if the Power Bank is improperly used.

WARNING: Repairs to the Power Bank should only be performed by qualified personnel. Improper repairs may place the user at serious risk and will void the warranty.

IMPORTANT: Never dispose the Power Bank in a fire as this may cause an explosion or leakage of dangerous chemicals and fumes. Contact your local authorities for advice on recycling facilities in your area.

Product Overview



1. Power Button
2. Charging Indicator Lights
3. Output 1A Port
4. Output 2.1A Port
5. Input (DC Input Port)

Included (not pictured): Instruction Manual, Warranty Card and Micro USB Charging Cable

AFTER SALES SUPPORT

  1300 777 137

 service@unclebills.com.au

MODEL: IP0133 PRODUCT CODE: 7356 04/2019

Product Overview (cont.)

Features

The Power Bank has many great features and provides users the ability to charge up to two devices at any one time. Some of the useful features that this device includes are:

- A powerful 6000mAh capacity that you can recharge and take anywhere you go.
- Connects to your iPod®, iPhone®, iPad®, smart phones, other USB rechargeable devices and tablets enabling you to recharge your devices anywhere at any time.
- Charges up to two devices simultaneously.
- Easily rechargeable via a USB port on your computer or any other USB power source.
- Fits easily into your pocket, purse or briefcase for convenience when travelling.
- Press the Power Button once to see the amount of battery left in your Power Bank. This will be displayed for up to five seconds.
- Built-in over-charge protection.
- Output port - DC 5V - 2.1A (Max)

NOTE: We recommend that you use your device's USB Charging Cable that is compatible to charge your device (not included).

Instructions

Charging your Power Bank

NOTE: Before using this product for the first time, please charge the Power Bank for at least 4 hours or until all four LED Indicator Lights stay "ON".

- Please use the Micro USB Charging Cable that is included in your pack. Connect one end of the cable to the Micro USB port (DC Input Port) of the Power Bank and the other end to your USB port on your computer or other suitable USB power sources.
- While charging the Power Bank, the Charging Indicator Lights will periodically flash. Once the Power Bank is fully charged all four Charging Indicator Lights will remain "ON".

Charging your Phone or any other USB Rechargeable Devices

- Please ensure that the Power Bank is fully charged.
- We recommend you use your device's USB charging cable that is compatible to charge your device (not included). Connect one end to the USB Output Port (DC Output) of the Power Bank and the other end to your device.
- Your device will begin to charge and the Charging Indicator Lights will light up.
- When your device is fully charged or you have finished charging, disconnect the USB cable from your device and the Power Bank will turn "OFF" in a few seconds.

IMPORTANT: When charging two high powered devices (2.1A) at the same time, the charging time will be longer than when charging one high powered device. When charging two low powered devices (1A) the charging time will be at it's maximum speed.

Frequently Asked Questions

Problem	Solution
Charging Indicator lights don't light up when charging the Power Bank?	<ul style="list-style-type: none">• Please ensure that Micro USB Charging Cable and Power Source are connected correctly.• Please ensure that your computer / power source is turned "ON".
The Power Bank does not charge my device once connected?	<ul style="list-style-type: none">• Please ensure that the USB charging cable is correctly connected to the electrical device.





Power Bank

Repair and Refurbished Goods or Parts Notice

Unfortunately, from time to time, faulty products are manufactured which need to be returned to the Supplier for repair.

Please be aware that if your product is capable of retaining user-generated data (such as files stored on a computer hard drive, telephone numbers stored on a mobile telephone, songs stored on a portable media player, games saved on a games console or files stored on a USB memory stick) during the process of repair, some or all of your stored data may be lost.

We recommend you save this data elsewhere prior to sending the product for repair.

You should also be aware that rather than repairing goods, we may replace them with refurbished goods of the same type or use refurbished parts in the repair process.

Please be assured though, refurbished parts or replacements are only used where they meet ALDI's stringent quality specifications.

If at any time you feel your repair is being handled unsatisfactorily, you may escalate your complaint. Please telephone us on 1300 777 137 or write to us at:

UNCLE BILL'S AUSTRALIA PTY LTD
48B Egerton Street
Silverwater NSW 1811 Australia

1300 777 137

Opening Hours - 9:00am - 4:30pm (Mon-Fri), 9:00am - 3:00pm (Sat)
service@unclebills.com.au
www.signifyelectronics.com.au



AFTER SALES SUPPORT

1300 777 137

service@unclebills.com.au

MODEL: IP0133 PRODUCT CODE: 7356 04/2019

Other Useful Information

Cleaning and Maintenance

1. The Power Bank will require “dusting” to keep it clean. Use a standard duster or dry microfibre cloth to remove the dust from the device.
2. If the Power Bank does become soiled with anything other than dust on the exterior, clean the device by wiping over the surface with a slightly damp cloth and then polish dry with a soft cloth. Ensure that no moisture or liquids enter the Power Bank, particularly around the front panel.

NOTE: Do not use harsh or abrasive cleaners, and do not allow moisture, water or other liquids to enter the Power Bank.

Storage

When the Power Bank is not in use, disconnect it from any power source and store in a cool, dry and well ventilated location out of direct sunlight. Ensure that it is not subject to humidity.

Other Useful Information (cont.)

Responsible Disposal

At the end of its working life, do not throw this appliance out with your household rubbish. Electrical and electronic products contain substances that can have a detrimental effect on the environment and human health if disposed of inappropriately. Observe any local regulations regarding the disposal of electrical consumer goods and dispose of it appropriately for recycling. Contact your local authorities for advice on recycling facilities in your area.



Please keep the original packaging carton and materials in a safe place. It will help to prevent any damage if the product needs to be transported in the future. In the event it is to be disposed of, please recycle all packaging material where possible.

If you require another copy of this instruction manual, please contact service@unclebills.com.au to obtain an electronic copy.

The Power Bank has been fully tested and meets all requirements as set out by the below testing standards:

IEC 62133

Specification Table

MODEL:	IP0133
COLOUR:	BLACK
BATTERY CAPACITY:	6000mAh
OUTPUT:	DC 5V  2.1A (MAX)
INPUT:	DC 5V  2.5A (MAX)
DIMENSIONS:	85mm x 63mm x 22mm
NET WEIGHT:	165g
VERSION NO:	1.5
ISSUE DATE:	4 TH DECEMBER, 2018

THIS DOCUMENT CONTAINS INFORMATION THAT IS SUBJECT TO CHANGE WITHOUT NOTICE.

AFTER SALES SUPPORT

  1300 777 137

 service@unclebills.com.au

MODEL: IP0133 PRODUCT CODE: 7356 04/2019

Notes

Notes

